



RUTLAND COUNTY
GARDEN FURNITURE

Hand-Crafted

ASSEMBLY INSTRUCTIONS

THE BARROW PICNIC TABLE AND BENCH SET

Before you commence the assembly process we recommend that you read these instructions thoroughly beforehand to familiarise yourself with the assembly process and to also check that you have the correct components. If for any reason you need assistance, you can find our contact details on the final page of these instructions.

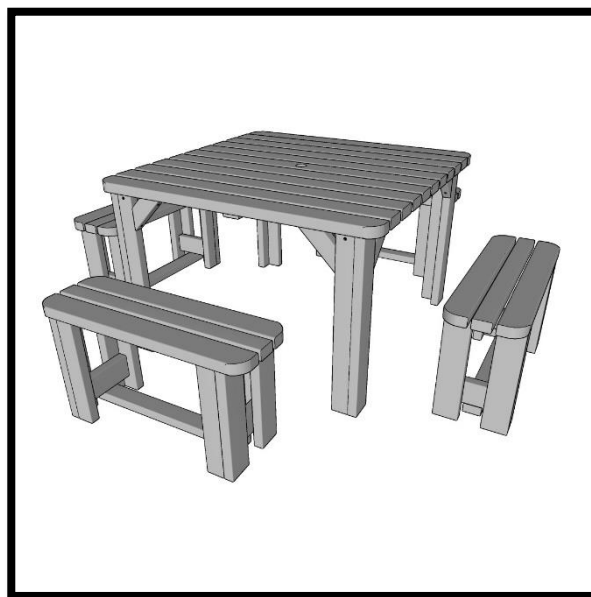
We highly recommend that any assembly is carried out on a flat, level surface if possible and that you use another person to assist you if necessary.

PACKAGE CONTENTS

- 1 x Table top
- 4 x Table legs
- 4 x Seat units
- 8 x Braces
- 20 x 60mm woodscrews
- 4 x 60mm Coach screws
- 4 x Black cover caps

TOOLS REQUIRED

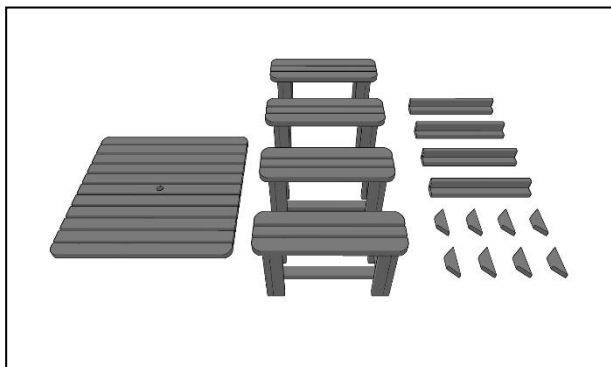
- 10mm socket or spanner
- Electric screwdriver with No2 Pozidrive bit
- Or No2 Pozidrive Screwdriver



THE BARROW PICNIC TABLE AND BENCH SET

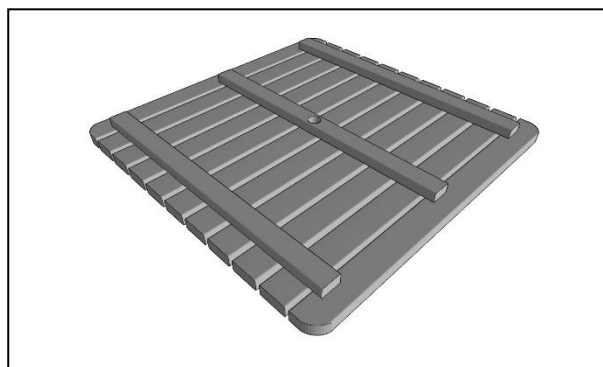
THE BARROW PICNIC TABLE AND BENCH SET

Step 1



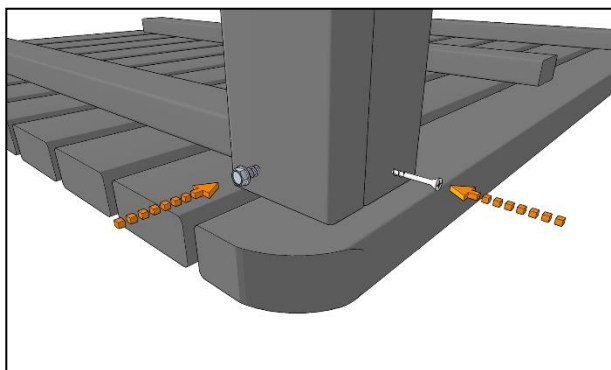
Ensure that you have all the correct parts as listed on the front page of these instructions, including any fixings.

Step 2



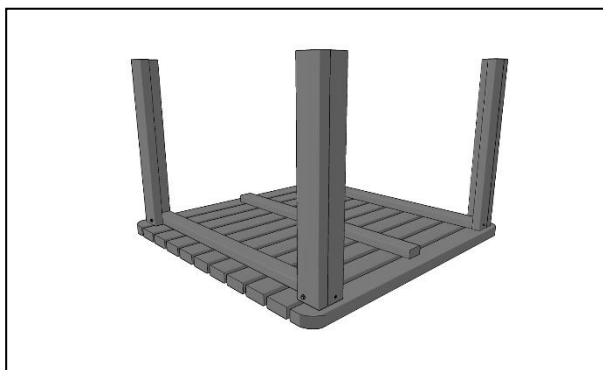
Carefully place the Table top, upper side down, on clean, flat surface.

Step 3



Position one of the Table legs as shown and secure with a 60mm coachscrew into the side of the batten and a 60mm woodscrew into the end of the batten.

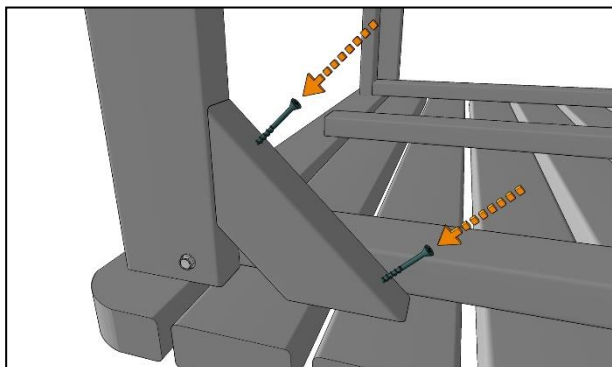
Step 4



Repeat Step 3 for the remaining Table legs.

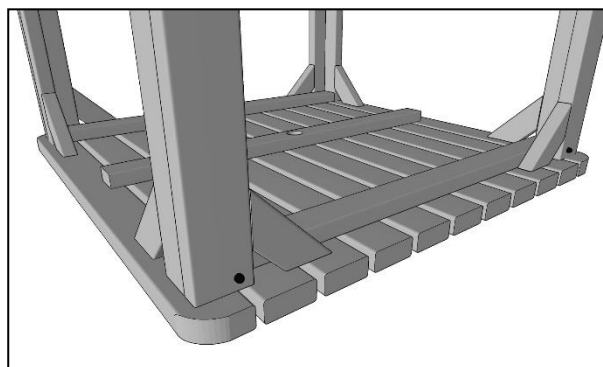
THE BARROW PICNIC TABLE AND BENCH SET

Step 5



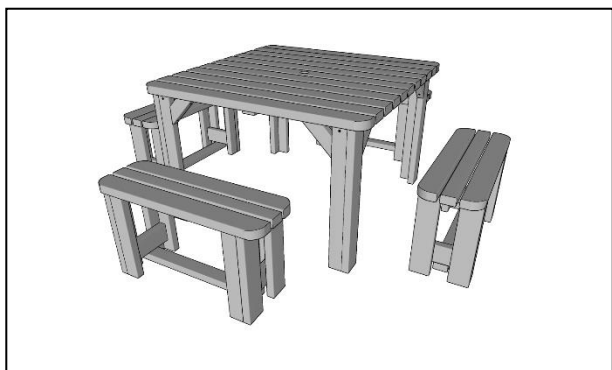
Align a brace flat against the Table leg and the underside of the Table top and fix into place with 2 x 60mm woodscrews as shown.

Step 6



Repeat Step 5 for the remaining braces and cover the 4 exposed coachscrew heads with the Black cover caps supplied.

Step 7



Turn the completed table right side up, arrange your Seat units and your Barrow Picnic Table and Bench Set is now complete.

WE HOPE THAT YOU FOUND YOUR PRODUCT QUICK AND EASY TO ASSEMBLE BUT IF NOT AND YOU REQUIRE ANY FURTHER ASSISTANCE OR HAVE ANY QUESTIONS YOU CAN CONTACT US BY TELEPHONE ON: 01778 440803

EMAIL: INFO@RUTLANDCOUNTYGARDENFURNITURE.CO.UK

WWW.RUTLANDCOUNTYGARDENFURNITURE.CO.UK

Rutland County Garden Furniture Ltd, Ashbourne House, 2 Dovecote Meadows,
Aslackby, Sleaford, Lincs, NG34 0HZ.
Company No: 7670072 VAT No: 151744027